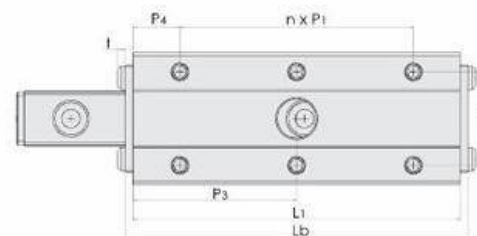
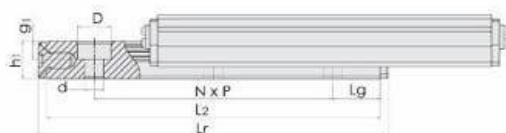
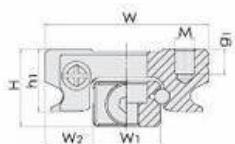


4. 尺寸規格



型號規格	組裝尺寸 (mm)		軌道尺寸 (mm)				滑座尺寸 (mm)						型號規格
	H	W ₂	P	W ₁	H ₁	D x d x g ₁	P ₁	P ₂	W	h ₂	M x g ₂	f	
ST7M	8	5	15	7	4.7	4.2x2.4x2.3	15	12	17	6.5	M2x2.5	1	ST7M
ST9M	10	5.5	20	9	5.5	6x3.5x3.5	20	15	20	7.8	M3x3.0	1.3	ST9M
ST12M	13	7.5	25	12	7.5	6x3.5x4.5	25	20	27	10	M3x3.5	1.3	ST12M

型號規格	最大行程	軌道尺寸 (mm)				滑座尺寸 (mm)					負荷 (N)		靜扭矩 (Nm)		
	L _s	L _r	L ₂	L _g	N	L _b	L ₁	P ₄	n	P ₃	C _{100s} (dyn)	Co(stat)	M _{ro}	M _{po}	M _{yo}
ST7M	27	30	28	6.5	1	30	28	6.5	1	14	910	1580	5.9	3.4	3.4
ST7M	41	45	43	6.5	2	45	43	6.5	2	21.5	1220	2500	9.1	8	8
ST7M	55	60	58	6.5	3	60	58	6.5	3	29	1490	3330	12.4	14.6	14.6
ST9M	38	40	38	9	1	40	38	9	1	19	1590	2773	13.1	6.8	6.8
ST9M	58	60	58	9	2	60	58	9	2	29	2080	4170	19.7	16	16
ST9M	78	80	78	9	3	80	78	9	3	39	2520	5547	26.2	29.2	29.2
ST12M	44	50	47.4	11.2	1	50	47.4	11.2	1	23.7	2550	4340	27	16	16
ST12M	69	75	72.4	11.2	2	75	72.4	11.2	2	36.2	3350	6510	40.1	35.6	35.6
ST12M	94	100	97.4	11.2	3	100	97.4	11.2	3	48.7	4050	8670	54	62.8	62.8